







LVT

	INSTALLATION METHOD	PRODUCTS	ADVANTAGES	DISADVANTAGES
	Traditional Glue Down	Amtico 30, Amtico, Access, Spacia, Infused, Spacia First 20, Spacia First, Divergent, Mannington Select, Color Anchor, Nature's Paths, Primary Elements, Walkway 20, Walkway	<ul style="list-style-type: none"> • Most versatile and common method • High performance method • Safest method for most commercial applications 	<ul style="list-style-type: none"> • Requires proper preparation • Separate cost • Time for adhesive to set up • Moisture tolerances (specific to each adhesive)
	Pre-applied Adhesive	Amtico 30 QuickStix, Amtico QuickStix, Spacia QuickStix, Infused QuickStix, Divergent QuickStix, Mannington Select QuickStix, Color Anchor QuickStix, Nature's Paths QuickStix, Primary Elements QuickStix	<ul style="list-style-type: none"> • Highest performance system • Goes over some existing floors • Moisture tolerances • No set up time 	<ul style="list-style-type: none"> • Higher price point • Additional lead times • Requires prime coat
	Click	City Park, Mannington Crown Collection	<ul style="list-style-type: none"> • Goes over existing subfloors • Superior sound abatement • No set up time • Cleaner install 	<ul style="list-style-type: none"> • No heavy rolling loads • Requires technically sound installation • Expansion gaps required
	Tackifier Adhesive/ Loose Lay	Access	<ul style="list-style-type: none"> • Sound abatement built in • Some methods allow for access to subfloor • Thickness similar to carpet for seamless installs 	<ul style="list-style-type: none"> • No heavy rolling loads • Mold and mildew under and between product • Higher cost per square foot